

# HOW TO Power Budget





# Power Budget


---

## FAQ: Power Budget

Quite often we get asked "How long can I run my [fill in the blank] on my batteries?". This guide will attempt to help you answer that question.

 These instructions will be explained using large simplifications. This brief manual is a general guide. Due to nearly endless different conditions or situations, there's no way to provide specific timelines.

 The numbers and times in this guide are very, very simplified approximations and will vary from the brochures and specific model manuals. Your actual run times will vary quite a bit from the very simple calculations shown here. Your experience is your best guide.

 Run times and energy consumption depend on many factors. For example, your Air Conditioning (A/C) will work much harder in a hot parking lot in 104°F weather in 99% humidity with a filter full of cat hair than it would under a shade tree in 85°F weather with 50% humidity with a new filter.

Consider your batteries as a bank. When you charge, you are saving a certain amount of energy units. When you discharge, you're spending those units. It's much like balancing a bank account or keeping track of expenses.

## What Affects Battery Life

There are many factors that affect battery life. Temperature extremes, both hot and cold, the age and condition of the battery, the state of charge and even humidity all affect the life of the battery.

## What Affects Charging

As with battery life, many things affect charging. Temperature, both hot and cold, will reduce the performance of chargers and alternators. Condition of the wiring, humidity and so on. Heat is very hard on electronics so make sure your inverter/charger has at least 2" all around it for ventilation. Keep that area clear and do not interfere with any factory installed shroud if so equipped. If you live in an area where roads are salted in the winter, you may experience lower performance due to salt corrosion on the terminals and cables.

## AGM Batteries

A pair of 6V AGM batteries holds about 2000 watts. That means that you can take out one watt every hour for 2000 hours before the battery is dead. You don't want to do that with AGMs as they have a minimum balance requirement of 50% or 1000 watt-hours. That means you can only take out 1000 watt hours. You can take out a watt every hour for 1000 hours or 100 watts for 10 hours.

If you have 2 pairs of AGM batteries, you have a bank of 4x1000 usable watt hours which equals 4000 usable watt-hours.

Read the label on your A/C; It probably uses somewhere approximately 1500 watts. With our new knowledge, we can say that 4 AGM batteries will run the AC for 4000 watt hours/1500 watts equals two and a half hours or so. In the real world, that number will vary widely and will probably be less, but you get the idea.

Your microwave uses approximately 1400 watts, so 4000 watt-hours/1400 watts equals about 3 hours.

Since you probably use your microwave for a minute or two, it will barely make a dent in the battery storage, while the air conditioning will be the largest consumer of power. You can go around and figure out some of the other appliances from the list on page 5.

## EcoTrek Power Modules

A single EcoTrek 200 Power Module holds about 2500 watt hours. The EcoTrek energy bank is a lot more generous than the AGM bank and it lets you take out 80% of the power. That means that the EcoTrek battery has about 2000 watt hours of usable power which is a good bit more than the AGMs.

With 4 EcoTrek batteries you have a usable bank of about 8000 watt hours, so you can run your air conditioner for about 8000W/1500W which equals approximately 5 hours. If you have other appliances running it will be less. (Omitting system losses, which can be as high as 15% and would reduce your runtime by approximately an hour).

## Battery Management System

Each EcoTrek Power Module has its own Battery Management System or BMS. The BMS for each EcoTrek Power Module draws about 60 watts of power. For this reason, it's best to only turn on those EcoTrek Power Modules you need to use.

## How Many Batteries Do I Need?

For the EcoTrek Power Modules, for most household functions like watching TV or turning on the lights you only need to have one module turned on. Remember, each EcoTrek BMS uses 60 watts so the fewer you have on, the lower your standby current draw. If you plan to use your air conditioner, microwave or induction stove, you should turn on at least two, if not four, EcoTrek Power Modules.



One battery will provide the power for an air conditioner but it will not last long.

With one EcoTrek Power Module, you have 2000 watt hours of usable power and if your air conditioner uses 1500 watts, you can see that a single EcoTrek Power Module will last an hour, give or take. In the real world, it will be less since batteries lose a lot of power to friction when you impose high demands on them. For this reason, it is best to turn on several EcoTrek Power Modules when running big appliances.



Because of potential cycling and recovery times, we recommend that you always use at least two EcoTrek Power Modules when running the air conditioner.

## Charging

Just like discharging, charging is better if you only charge a few EcoTrek batteries at a time. The Underhood Generator can bring a single EcoTrek battery to full charge in as little as a half-hour of highway driving.

An example:

EcoTrek battery is down 1600 watt-hours at 20% charge. The Underhood Generator generates 3000 watts at highway speeds. At that rate it will charge the battery in 1600 watt hours/3000 watts which equals about half an hour. Note that this is in ideal conditions, when the Underhood Generator can generate maximum power and nothing else is on.

Any power draws, such as leaving the inverter on, and especially running the air conditioner, will increase charge times significantly.



High charge rates heat up the Underhood Generator. It will produce less power to keep itself cool if needed so expect longer charge times on very hot days.

Example for multiple batteries:

With 4 EcoTrek Power Modules at 20% charge, you're down 8000 watt hours. At 3000 watts of charging, that's just over 2 hours of driving so 8000 watt hours/3000 watts equals just over 2 hours. Again, this is in ideal conditions and in the real world that charge rate would be reduced by heat and power demands.

Charging one module at a time gives you the chance to have full power quickly in that module and then charge the rest of the modules.

## Solar Charging

Every 100 watts of solar generates 100 watts. Keep in mind this is in ideal conditions and realistically, latitude, cloud cover, daylight hours, and so on will reduce that power significantly. As a rule of thumb expect about 4 hours of peak production a day and less on cloudy days. A 100 watt panel would generate 400 watt hours a day and 400 watts of panels would generate about 1600 watt hours in a given day.



Solar panels produce less power when hot, so expect lower solar output during hot days.

## The Inverter/Charger

The inverter/charger serves 2 functions:

- Charge your batteries when plugged into shore power
- Provide household current (120Vac) when not plugged into shore power.

Only turn on your inverter/charger when you want to charge your batteries when plugged in or when you need to use an appliance that plugs into a wall outlet, such as a microwave, hair dryer or blender.

At all other times keep the inverter off as it also consumes power when on.



Only use the switch on the inverter for diagnostic purposes.

## How Many Watts Do my Appliances Use?

These are very rough numbers to help you start.

- TV - 150 watts
- Blender - 1000 watts
- Inverter - 100 watts (Yes, the inverter uses power. Turn it off when not needed)
- Lights (LEDs) - 50 watts (old incandescent lights use about 10 times that)
- Roof fan - 60 watts
- Compressor fridge - 60 watts
- 3-way fridge on electric - 300 watts
- Air conditioner - 1200-1800 watts
- Microwave - 1400 watts
- Propane furnace - 60 watts
- Alde - 30 watts
- Insta - Hot water dispenser - 750 watts
- Hair dryer - 1500 watts



Check and make sure your fridge is unplugged from the 120Vac outlet. The fridge is more efficient on 12VDC when boondocking.



The Alde electric element uses 1800 watts. This will kill your batteries quickly. Always turn off the electric heater element in the Alde when not on shore power.