



TS Adventurous


TS Adventurous



Travel Capacity	Seven
Sleeping Capacity	Four
Dining	Front & rear
Engine	3.0 L CRD V6 turbo diesel BlueTec®
Batteries	Four 6 V AGM, 4,800 W
Water Heater	Engine heat/110 V/12 V/ propane, 11 L/3 U.S. gal., 18,700 BTU
Water Capacity	
Fresh	125 L/33 U.S. gal.
Black	40 L/10 U.S. gal.
Gray	80 L/21 U.S. gal.
Tow Weight	7,000 lbs. (3,200 kg)
Tongue Weight	750 lbs. (340 kg)
RV Warranty	5 year unlimited mileage/ km, RV limited warranty covering the manufacture of the motorhome only (excludes chassis)

Interior Color Options


Cabinetry




Cherry



Bamboo



Ebony



Charcoal (Gloss Finish)

Main & Accent Fabric




Tan




Platinum/Onyx


Leather Seating



Tan



Platinum



Onyx


Exterior Paint Options




White



Midnight Black



Silver Ice



Champagne Pearl



Charcoal Gray



Ruby Red Metallic



A journey like no other

Luxury meets serenity in the beautifully crafted and feature laden TS Adventurous. Loaded with all the comforts you will ever need to tour around the countryside, the TS Adventurous offers a new stylish charcoal interior crafted with chrome accents, a top-of-the-line galley with true granite countertops, and the comfort and warmth of heated floors. Large panoramic windows, comfortable seating for up to seven, and a state of the art electronic package will leave you never wanting to return home.



Features

- Innovative and interactive Coach-Connect™ monitoring system (optional)
- Expanded galley features a 3.6 cu. ft. refrigerator, microwave, induction cooktop, and on demand hot water
- Large 11,500 BTU air conditioner
- Power awning with integrated lighting



TS Adventurous

Specifications

Exterior length	22' 9" (6,945 mm)
Exterior width (without mirrors)	6' 7" (2,007 mm)
Interior aisle width	27" (686 mm)
Exterior height (with roof AC)	9' 7" (2,920 mm)
Interior standing height	6' 2" (1,880 mm)
Wheelbase	170" (4,325 mm)
Gross vehicle weight rating	11,030 lbs. (5,003 kg)
Occupant & cargo carrying capacity*	3,000 lbs. (1,350 kg)
Gross combined weight rating*	15,250 lbs. (6,915 kg)
Towing – tow weight*	7,000 lbs. (3,200 kg)
Towing – tongue weight*	750 lbs. (340 kg)
Fuel type	Diesel
Fresh water capacity	125 L/33 U.S. gal.
Black holding tank capacity	40 L/10 U.S. gal.
Gray holding tank capacity	80 L/21 U.S. gal.
Storage capacity	1,727 L/61 cu. ft.
Rear king sleeping maximum (width x length)	69" x 78" (1,750 mm x 1,980 mm)
Rear twin bed sleeping (width x length)	25" x 78" (635 mm x 1,980 mm)
Front single bed (width x length)	22" x 76" (560 mm x 1,930 mm) – optional feature

* Refer to www.roadtrek.com for more details.

RV Warranty

5 year unlimited mileage/km, RV limited warranty covering the manufacture of the motorhome only (excludes chassis).

Chassis Warranty

3 year/36,000 mile or 60,000 km base limited warranty and 5 year/100,000 mile or 160,000 km limited diesel engine components warranty as offered by Mercedes. Refer to chassis manufacturers' website for details.

Roadtrek Motorhomes Inc. reserves the right to make changes at any time, without notice, in colors, materials, equipment, specifications and models. This information is intended as a guide only; please visit www.roadtrek.com for a complete list of specifications and options. Some motorhomes may be shown with equipment that is optional. Accessories shown in the photography are not included.

Coach Features

	Standard	Optional
Air conditioner – 110 V, 11,500 BTU roof mount	X	
Awning – 13' 2" (4,000 mm) power awning with integrated lighting	X	
Bathroom – permanently enclosed with sink & shower	X	
Batteries – four 6 V AGM, 4,800 W	X	
Cabinet – permanent – replaces driver side 2 nd row seat		X
Coach-Connect™ monitoring system		X
Connection – external – 110 V with detachable power cord	X	
Detectors – smoke, propane & CO	X	
Furnace – engine heat/110 V/12 V/propane in-floor radiant heating, 18,700 BTU	X	
Generator – under-hood	X	
Home theater system with sound bar speakers and DVD player	X	
Instant hot water – on demand 3.4 L/0.09 U.S. gal., 110 V	X	
Lighting - LED strip lighting	X	
Mattress – single folding for 1 st & 2 nd row seats		X
Microwave oven – 110 V pull-out drawer style		X
Power inverter – 12/110 V, 2,500 W minimum	X	
Propane tank – 60 L/16 U.S. gal./70 lbs.	X	
Rear power sofa with faux leather	X	
Refrigerator – 12 V/110 V compressor driven with thermostat, 3.6 cu. ft.	X	
Screen package – rear doors		X
Seats - two 2 nd row captain seats	X	
Sewage disposal system – 12 V macerator sewage pump	X	
Solar charging system – daylight – 240 W with charge controller	X	
E-trek package - four additional 6 V AGM deep cycle auxiliary batteries (4,800 W), solar charging system (240 W), 3,500 W under-hood generator, upgraded 6 year warranty		X
Stove – 110 V flush-mounted one burner inductive cooktop	X	
TV – 22" HD flat screen on rotating bracket with remote		X
Water heater – engine heat/110 V/ 12 V/propane, 11 L/3 U.S. gal., 18,700 BTU	X	
Water system – on demand 12 V with water pump	X	
Windows - tinted - front driver side, front passenger side & rear		X

Chassis Features

	Standard	Optional
Airbag – driver & passenger	X	
Alternator – 14 V/220 AMP	X	
Axle – rear – 3.92 (USA) 4.18 (CAN) ratio	X	
Battery – 760 AMP	X	
Brakes – anti-lock (ABS), four wheel disc	X	
Camera – rearview backup	X	
Climate control – electronic with glove box cooler	X	
Cooling – transmission oil – external	X	
Cruise control	X	
Engine – 3.0 L CRD V6 turbo diesel BlueTec®	X	
Headlights – automatic on/off, Bi-xenon headlamps with U.S. headlamp washing system	X	
Luxury chassis OEM option package	X	
Mirrors (exterior) – power, heated with auxiliary parabolic	X	
Power – 140 kW/188 HP	X	
Radio – Mercedes Becker Map Pilot Navigation System with Bluetooth & on-dash keypad, audio 15 FM/AM, aux-in, USB	X	
Receiver – Class III with 7,500 lbs. capacity	X	
Stability program – adaptive (accounts for load)	X	
Suspension package - stabilizer, rear axle, under frame; stabilizer reinforced at front axle, springs & dampers, front reinforced	X	
Theft deterrent system	X	
Tilt steering	X	
Tire storage – vehicle underside between axles	X	
Tires – LT215/85R16E black wall dual rear	X	
Torque – 440 Nm/325 lb.-ft.	X	
Traction control	X	
Transmission – automatic 5-speed heavy duty	X	
Wheels – 16" aluminum polished with steel spare		X
Window operation – power; front doors only	X	
Wiring harness for towing – E40 wire harness & 7 pin connector	X	
XL Package - 18" extended chassis at rear		X

Find Your Roadtrek



Connect With Us



Roadtrek Motorhomes Inc. 100 Shirley Avenue, Kitchener, ON Canada N2B 2E1 | Toll-free: 1.888.ROADTREK (762-3873) | Phone: 519.745.0711 | Fax: 519.745.1170

