



*RS Adventurous*




# RS Adventurous




<b>Travel Capacity</b>	Seven
<b>Sleeping Capacity</b>	Four
<b>Dining</b>	Front & rear
<b>Engine</b>	3.0 L CRD V 6 turbo diesel BlueTec®
<b>Batteries</b>	Two 6 V AGM, 2,400 W
<b>Water Heater</b>	Propane with bypass, 23 L/ 6 U.S. gal., 12,000 BTU
<b>Water Capacity</b>	
<b>Fresh</b>	135 L/36 U.S. gal.
<b>Black</b>	40 L/10 U.S. gal.
<b>Gray</b>	80 L/21 U.S. gal.
<b>Tow Weight</b>	7,000 lbs. (3,200 kg)
<b>Tongue Weight</b>	750 lbs. (340 kg)
<b>RV Warranty</b>	5 year unlimited mileage/ km, RV limited warranty covering the manufacture of the motorhome only (excludes chassis)

## Interior Color Options

### Cabinetry



Cherry



Bamboo



Ebony

### Main & Accent Fabric




Tan




Platinum/Onyx


### Leather Seating



Tan



Platinum



Onyx


## Exterior Paint Options




White



Midnight Black



Silver Ice



Champagne Pearl



Charcoal Gray



Ruby Red Metallic


## Road trips redefined

The RS Adventurous is the perfect companion for life on the open road. The beautiful open concept design allows for up to 91 cubic feet of storage and stunning unobstructed views throughout the vehicle. Featuring an expansive galley, plush captain seats and additional seating on the cozy sofa in the rear, the RS Adventurous makes taking in the sights an enjoyable and comfortable experience for all.



## Features

- Expanded galley features a 3.6 cu. ft. refrigerator, convection microwave and abundant storage
- Automatic propane heating system
- Open concept with panoramic windows from front to rear
- Seats up to seven and sleeps up to four





# RS Adventurous

## Specifications

<b>Exterior length</b>	22' 9" (6,945 mm)
<b>Exterior width (without mirrors)</b>	6' 8" (2,025 mm)
<b>Interior aisle width</b>	28" (710 mm)
<b>Exterior height (with roof AC)</b>	9' 7" (2,920 mm)
<b>Interior standing height</b>	6' 3" (1,910 mm)
<b>Wheelbase</b>	170" (4,325 mm)
<b>Gross vehicle weight rating</b>	11,030 lbs. (5,003 kg)
<b>Occupant &amp; cargo carrying capacity*</b>	3,000 lbs. (1,350 kg)
<b>Gross combined weight rating*</b>	15,250 lbs. (6,915 kg)
<b>Towing – tow weight*</b>	7,000 lbs. (3,200 kg)
<b>Towing – tongue weight*</b>	750 lbs. (340 kg)
<b>Fuel type</b>	Diesel
<b>Fresh water capacity</b>	135 L/36 U.S. gal.
<b>Black holding tank capacity</b>	40 L/10 U.S. gal.
<b>Gray holding tank capacity</b>	80 L/21 U.S. gal.
<b>Storage capacity (with options)</b>	1,750 L/62 cu. ft. (2,570 L/91 cu. ft.)
<b>Rear king sleeping maximum (width x length)</b>	69" x 78" (1,750 mm x 1,980 mm)
<b>Rear twin bed sleeping (width x length)</b>	25" x 78" (635 mm x 1,980 mm)
<b>Front single bed (width x length)</b>	22" x 76" (560 mm x 1,930 mm) – optional feature

\* Refer to [www.roadtrek.com](http://www.roadtrek.com) for more details.

## RV Warranty

5 year unlimited mileage/km, RV limited warranty covering the manufacture of the motorhome only (excludes chassis).

## Chassis Warranty

3 year/36,000 mile or 60,000 km base limited warranty and 5 year/100,000 mile or 160,000 km limited diesel engine components warranty as offered by Mercedes. Refer to chassis manufacturers' website for details.

Roadtrek Motorhomes Inc. reserves the right to make changes at any time, without notice, in colors, materials, equipment, specifications and models. This information is intended as a guide only; please visit [www.roadtrek.com](http://www.roadtrek.com) for a complete list of specifications and options. Some motorhomes may be shown with equipment that is optional. Accessories shown in the photography are not included.

## Coach Features

	Standard	Optional
Air conditioner – 110 V, 11,000 BTU roof mount	X	
Armoire – with adjustable shelves & drawers; interchangeable with right 2 <sup>nd</sup> row seat		X
Awning – 13' 2" (4,000 mm) power awning	X	
Bathroom – permanently enclosed with sink & shower	X	
Batteries – two 6 V AGM, 2,400 W	X	
Batteries – four 6 V AGM, 4,800 W		X
Cabinet – permanent wardrobe – replaces driver side 2 <sup>nd</sup> row seat		X
Connection – external – 110 V with detachable power cord	X	
Detectors – smoke, propane & CO	X	
Furnace – propane automatic, 16,000 BTU	X	
Generator – conventional – propane with remote-start, 2.5 kW		X
Generator – under-hood		X
Generator/alternator – engine mounted 12 V, 3,500 W		X
Home theater system with 5.1 surround sound & dual center speakers with DVD, CD, AM/FM radio, dual use rear speakers	X	
Mattress – single folding for 1 <sup>st</sup> & 2 <sup>nd</sup> row seats		X
Microwave oven – 110 V convection, 28 L/1.0 cu. ft., 1,800 W convection/1000 W microwave	X	
Monitor panel – water, propane & battery charge levels, battery disconnect & generator hour meter	X	
Power inverter – 12/110 V, 3,000 W with remote	X	
Propane tank – 60 L/16 U.S. gal., 70 lbs.	X	
Rear power sofa – fabric		X
Rear power sofa – faux leather		X
Refrigerator – 12 V/110 V compressor driven with thermostat, 3.6 cu. ft.	X	
Screen package – rear doors only		X
Sewage disposal system – 12 V macerator sewage pump	X	
Solar charging system – daylight – 240 W with charge controller		X
Storage compartments (exterior) – one below floor	X	
Stove – propane; two burner recessed with flush cover & built-in igniter	X	
TV – 22" HD flat screen on rotating bracket with remote		X
Water heater – propane with bypass, 23 L/6 U.S. gal., 12,000 BTU	X	
Water system – on demand 12 V with water pump	X	

## Chassis Features

	Standard	Optional
Airbag – driver & passenger	X	
Alternator – 14 V/220 AMP	X	
Axle – rear – 3.92 (USA) 4.18 (CAN) ratio	X	
Battery – 760 AMP	X	
Brakes – anti-lock (ABS), four wheel disc	X	
Camera – rearview backup	X	
Climate control – electronic with glove box cooler	X	
Cooling – transmission oil – external	X	
Cruise control	X	
Engine – 3.0 L CRD V6 turbo diesel BlueTec®	X	
Headlights – automatic on/off	X	
Luxury chassis OEM option package		X
Power – 140 kW/188 HP	X	
Radio – Mercedes Becker Map Pilot Navigation System with Bluetooth & on-dash keypad, audio 15 FM/AM, aux-in, USB	X	
Receiver – Class III	X	
Stability program – adaptive (accounts for load)	X	
Theft deterrent system	X	
Tilt steering	X	
Tire storage – vehicle underside between axles	X	
Tires – LT215/85R16E black wall dual rear	X	
Torque – 440 Nm/325 lb.-ft.	X	
Traction control	X	
Transmission – automatic 5-speed heavy duty	X	
Wheels – 16" aluminum polished with steel spare		X
Window operation – power; front doors only	X	
Wiring harness for towing – E40 wire harness & 7 pin connector	X	
XL Package - 18" extended chassis at rear		X

## Find Your Roadtrek



[www.roadtrek.com](http://www.roadtrek.com)

## Connect With Us



[facebook.com/roadtrek](https://facebook.com/roadtrek)



[twitter.com/roadtrekmh](https://twitter.com/roadtrekmh)



[youtube.com/roadtrekmotorhomes](https://youtube.com/roadtrekmotorhomes)

Roadtrek Motorhomes Inc. 100 Shirley Avenue, Kitchener, ON Canada N2B 2E1 | Toll-free: 1.888.ROADTREK (762-3873) | Phone: 519.745.0711 | Fax: 519.745.1170

